

---

# Cavazos Studio Policies

2020-2021

---

## Tuition and Scheduling

### Dates

Put Mandatory Recitals and Concerts here.

### Rates

Enrollment is by semester, and payment is expected in full at the beginning of each semester. If you wish to divide tuition into payments, you may do so by submitting four postdated checks on the first day of the semester. Payment is also accepted by cash, Venmo, and PayPal (must pay transaction fee).

1. 30-minute lesson - \$40
2. 45-minute lesson - \$60
3. 60-minute lesson - \$80
  - o Each lesson rate includes a once-monthly group class expected to be attended by all students

Students in Suzuki Book I and II are expected to take a 30-minute lesson.

Students in Suzuki Book III, and IV are expected to take a 45-minute lesson.


Students in Suzuki Book V or equivalent cello repertoire are expected to take a 60-minute lesson.

\*There will be a separate fee for the accompanist at the studio recitals. This fee will be paid directly to the pianist at the recital rehearsal in both December and May.

### Cancellations and Make-ups

When you take private lessons, you are paying for the teacher to reserve a specific time for you for the semester. This time has been set aside for you regardless of whether you attend or not. If you must miss a lesson due to an illness, you may have two make-up opportunities per year. If your illness becomes a constant issue, contact me to develop a more suitable solution. If you must miss a lesson due to a schedule conflict, you may contact another student to arrange a trade (provided you make this request at least one week in advance) or donate your lesson to another family. This is the best way to handle

---



lessons you need to miss. For last-minute cancellations and rescheduling or no-shows, I am not able to offer makeup lessons and the lesson will be forfeit. Please try to plan in advance to avoid missing lessons.

## Partial Refunds

Partial refunds will only be issued if lessons can no longer be completed with a mutually agreeable time or if a lasting personal situation takes hold. Please keep me informed so we may determine a better arrangement before we arrive at this option.

## Communications

Please use email for most communication, reserving texting for time-sensitive matters only. Phone conversations are better than email for certain situations; please just email me so we can find a mutually agreeable time to talk.

## Student Illness

When dealing with illness, please be sure that your child is fever free for 24 hours. If students are too sick to go to school then they are too sick to come to a lesson. Please remember that my studio is a high trafficked area. If your child is sick or contagious this can affect more than just your family home.

A virtual lesson may be suitable if your child may still be contagious, but is physically and mentally well enough for a lesson. This is by arrangement only and not assumed when a student is ill.

## Teacher Illness

The teacher is allocated one "sick day" per student per year; this missed lesson is not required to be made up. Any further lessons missed by the teacher, or any lesson missed for reasons other than illness, will be made up or the lesson refunded.


## Weather

For any regularly scheduled lesson canceled due to weather or teacher absence, a makeup lesson will be given or a tuition refund. All makeup lessons will be scheduled during the semester in which they are missed. You may not carry the lesson into vacation or another semester.

## Dismissal

Students who fail to prepare for lessons, maintain regular attendance, prioritize group class, or be responsive in payments and communication may be dismissed from the studio.

## Summer Studies



Families must schedule at least 4 lessons each summer to maintain their enrollment in the studio. Students who do not enroll in summer lessons will need to pay a non-refundable deposit of four lessons in June to reserve their spot for the coming year. This deposit will be credited toward fall tuition.

The suggested program for intermediate and advanced students is 3 weeks of twice-weekly lessons. This intensive study allows the student to make significant progress during the summer, while still enjoying a true vacation.

For students seeking to significantly raise their technique I would advise following the twice-weekly programme for 5-6 weeks. This is also useful when remedial work is needed.

## Lesson Etiquette and Practicing

### Student Expectations

Students are expected to actively participate, listen attentively, and maintain a practice regimen. It is in the Student's best interests to be adequately prepared for lessons before arriving. Students are expected to bring the instrument, books and accessories to every lesson. Students are to be kind and courteous to the Teacher, Parents, studio space, and their instrument. Student cell phones are to be kept hidden and silenced at all times during the lesson.


### Parent Expectations

Parents are expected to be present at every lesson, taking notes and listening quietly and attentively. You are welcome to use a cell phone to record videos of new skills. Please keep your cell phone hidden and silenced at other times; it is easy to get distracted and miss key points of the lesson. Your whole-hearted attention in the lesson honors the space of the lesson and supports your child's learning. Siblings, other family members and friends are welcome in the lesson but please bring a quiet activity to work on during the lesson. If a sibling becomes disruptive during the lesson, please leave the studio in order to avoid being a distraction.

### Attendance

Parents and Students are expected to be in attendance of all scheduled lessons. Progress is contingent upon consistent attendance and regular lesson attendance is important. Attendance at all lessons, concerts and recitals is mandatory. Repeated absences will result in dismissal.

### Lesson Arrival



Arrive 5-10 minutes before your lesson as lessons are scheduled back to back. If you arrive late, I cannot run over into the next student's lesson time nor should you assume that if you arrive early, your lesson would begin upon your arrival. In the event that you are late, please notify your teacher (via text message or phone call, if this can be done safely). The lesson begins at the scheduled time. The lesson will end at the scheduled time.

## Practice

The student is expected to prepare for lessons and ensembles through daily practice. In the lessons, the student will learn effective practice techniques that are to be used at home during the practice. I will help the student and parent in creating an effective practice plan as well as help set clear goals for the practice.

## Listening

Listening is an essential musical skill and is vital to your child's progress. A student who does not listen tends to progress about 4 times slower than one who does listen. Listening does not have to be active. Just having the cd on in the car or in the background at home helps. Please make copies of your cd or load the recordings into an iPhone, iPod etc. so they are easily accessible.

## Concerts and Recitals

### Studio Performances

All students are expected to perform in the studio recital each January and June. Students will learn to perform with poise and confidence and learn how to handle the natural feelings that go along with performing.

### Concerts

Our studio goes to hear a symphony concert twice a year. All students aged six and older are strongly encouraged to attend these concerts. This gives students an inspiring model for their cello study. Please invite your child's young friends to come along; sharing the experience with a close friend makes it even more special. We may purchase tickets as a group to help make it more affordable. I encourage families to make attending concerts a regular and frequent part of their family life. Your child — and indeed, the whole family — will come to see music participation as having a natural and central role in their life.

## Suggested Readings

The following books are informative and enlightening sources to familiarize yourself with both the Suzuki method of music learning and practicing routines and techniques. The more you are able to read and educate yourself with the process of music study, the more successful the learning process will be.

- *The Talent Code*, by Daniel Coyle
- *Helping Parents Practice: Ideas for Making it Easier*, by Edmund Sprunger
- *To Learn with Love: A Companion for Suzuki Parents*, by William and Constance Starr
- *Ability Development from Age Zero*, by Shinichi Suzuki
- *Nurtured by Love*, by Shinichi Suzuki.

## Contact Info

- Daniel Cavazos
- [danielcavazos777@gmail.com](mailto:danielcavazos777@gmail.com) (Set up a different email address for lesson students)
  - This email address is checked 3 times a day at 9am, 1pm, and 7 pm
- (512) 944-0403 (Set up a different phone line for Studio)
  - only between the hours of 9am-7pm
- Address Here!